



  
**YOUR KITCHEN PARTNER**  
SINCE 1982



Scan & Download the e-catalogue



**STUFA MANUFACTURING ENTERPRISE**  
**MALBRO APPLIANCES PVT. LTD.**

Khasra No. 18/15/1/2, Plot No. 1, Shivam Road, Rai Bazidpur, Saboli, Sonipat,  
Haryana, 131029

**A MALHOTRA GROUP ENTERPRISE**

Email: support@suryaflame.in | Website: www.suryaflame.com



Note: The pictorial representation/brief description/specification may not be identical to actual product due to continuous development specifications are subject to change without prior notice.

This catalogue is generated for information purpose only.



  
**YOUR KITCHEN PARTNER**  
SINCE 1982


**BUILT IN HOBS | GAS STOVES | CHIMNEYS | HOME & KITCHEN APPLIANCES | ACCESSORIES | COOKWARE**

Suryaflame is a Registered Trademark since 1990

## THE MALHOTRA GROUP ENTERPRISE

The Malhotra Group Enterprise has established itself as a powerhouse in the manufacturing industry, known globally for their exceptional products such as Built-in HOB, Gas Stoves, Chimneys, Home & Kitchen appliances and accessories. With a reputation spanning over four decades, they have consistently delivered top-notch quality that meets international standards. The company prides itself on staying at the forefront of innovation by employing the latest manufacturing techniques to ensure their products are always cutting-edge and ahead of the competition. From sleek and modern designs to durable construction, Malhotra Group's offerings are a testament to their commitment to excellence in every aspect of their business operations.

[www.suryaflame.com](http://www.suryaflame.com)



OUR ASSOCIATES



# INDEX



BUILT IN HOB

01

02

GAS STOVES

03

40

CHIMNEYS

41

48

HOME & KITCHEN APPLIANCES

49

56

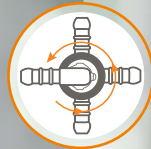
ACCESSORIES & COOKWARE

57

61



BUILT IN HOB



**360°**  
Revolving Nozzle



Fitted with imported  
gas valve



**8mm**  
ISI Toughened Glass

# BUILT-IN-HOB *Series*



**IGNITE YOUR COOKING  
PASSION WITH BUILT IN HOB**



# BUILT-IN-HOB *Series*



## ASTRO BUILT-IN HOB

With Micro Switch Auto Ignition

3B



### 3B ASTRO BUILT IN AUTO

Glass Size : 770mm x 525mm x 8mm

Stove Height : 125mm

Burner Spec : M (1)-1.5 kw, L (1)-3.5 kw, J (1)-2.5 kw

4B



### 4B ASTRO BUILT IN AUTO

Glass Size : 900mm x 525mm x 8mm

Stove Height : 125mm

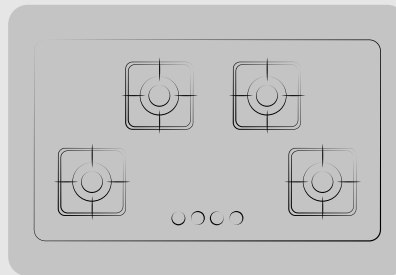
Burner Spec : M (2)-1.5 kw, L (1)-3.5 kw, J (1)-2.5 kw

### High Quality Built In HOB



High quality ultra premium Brass Burners are specifically designed to cater to the needs of Indian cooking styles, which often require quick heating and precise temperature control with their advanced technology and innovative design.

### Outstanding Design



Ergonomic Design, where the Built in HOB series shines the most, a built in hob that fits very easily in your cooking area to give passionate & compact look. It has been designed by keeping in mind the convenience of the user & the aesthetic appeal made this a head turner of your kitchen.

### Built-In-HOB best in class




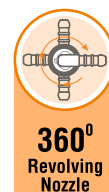
Elevate your kitchen game with our sleek and stylish built-in hobs. Our round metallic knobs are expertly designed for ease of use, with a smooth finish that adds comfort to your daily cooking routine. The 360-degree rotation revolving nozzle allows for effortless control over your culinary creations. Enhance your kitchen with our top-of-the-line built-in hobs.

Black Coated Triple Ring Specially Designed Brass Burner

Premium & Feature Proof Design

Cast Iron Pan Support

Easy to Clean & Maintain





# ADORE *Series*

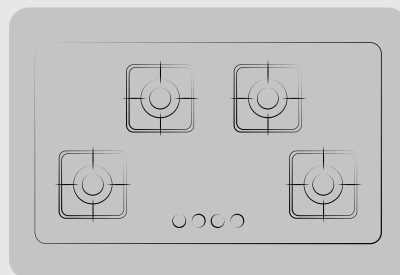


Adorable HOB Top




Adore, the most premium HOB TOP from the house of SuryaFlame. Fitted with all top notch bells and whistles the killer look and ultra ergonomic design makes it the most premium HOB TOP in the segment. This premium series comes with built in hob, 8mm glass, brass burners with FP coating, spark plug inside the burner ring, micro auto, heavy FP coated pan support, 360° revolving nozzle in an ergonomic design.

Outstanding Design



Design and build is where the Adore series shines the most, an Adore Hob Top fits very easily in your cooking area. It has been designed keeping in mind the convenience of the user & the aesthetic appeal made this a head turner of your kitchen.

Hob Top premiumness re-invented



Choosing materials is one of the most important steps for cooktop manufacturing, at Suryaflame we make sure to give you the best of it. All critical parts like brass burner, brass valve connection pipes are manufactured in-house & goes through several quality checks before installation which makes sure you get the best in your hand. These materials last long and stay

Galvanized  
Corrosion  
Resistant  
MS Gas  
Connection  
Pipe

Premium  
& Feature  
Proof  
Design

Newly  
Designed  
Pan  
Support

Easy to  
Clean &  
Maintain

**Surya flame®**  
THE PRIDE OF EVERY KITCHEN



## ADORE HOB TOPS

With Micro Switch Auto Ignition

**3B**



**3B ADORE AUTO**

Glass Size : 770mm x 450mm x 8mm  
Stove Height : 125mm  
Burner Spec : S (1), M (1), J (1)

**4B**




**4B ADORE AUTO**

Glass Size : 750mm x 525mm x 8mm  
Stove Height : 125mm  
Burner Spec : S (2), M (1), J (1)

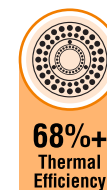


**5B**

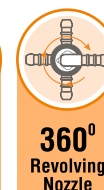


**5B ADORE AUTO**


Glass Size : 900mm x 525mm x 8mm  
Stove Height : 125mm  
Burner Spec : S (2), M (2), J (1)



**68%+**  
Thermal  
Efficiency



**360°**  
Revolving  
Nozzle



Fitted with  
imported  
gas valve



**8mm**  
Toughened  
Glass



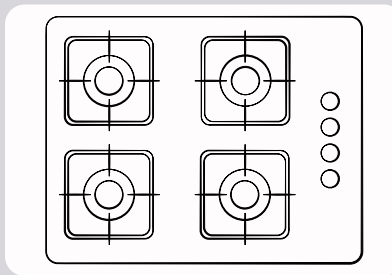


## APOLLO *Series*

Hammer tone pan support with tripin forged brass burners



Hybrid design



Hand picked materials



For ultra-tough build and optimum performance Apollo GT square is fitted with Hammertone finished pan support and the Apollo GT round comes with MS pan supports. These pan supports are more durable than regular pan supports and looks attractive. Forged burner with a powerful mechanism gives out a high-intensity blue flame to quickly reach the optimum forging temperature with low fuel consumption. It reduces fuel wastage and increases efficiency.

Design is the sector where the Apollo series shines the most, it looks like a hob top but fits very easily in your cooking area just like a regular cooktop, this character makes it unique. It has been designed keeping in mind the convenience of the user. Industry-standard highest quality material has been used to make this product aesthetically appealing with the highest quality fittings.

Choosing materials is one of the most important steps for cooktop manufacturing, at Suryaflame we make sure to give you the best of it. All critical parts like brass burner, brass valve connection pipes are manufactured in-house & goes through several quality checks before installation which makes sure you get the best in your hand. These materials last long and stay beautiful for years. This helped us to be the most trusted brand since 1982

Feature  
Proof  
Design

Looks  
of HOB  
Top

Galvanized  
Corrosion  
Resistant  
MS Gas  
Connection  
Pipe

Easy to  
Clean &  
Maintain

**Surya flame®**  
THE PRIDE OF EVERY KITCHEN

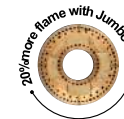


### APOLLO HOB TOP

with Micro Switch Auto Ignition

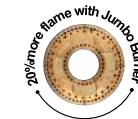
**3B**

**SQUARE  
HOB TOP**



**3B SQUARE MS NA  
3B SQUARE MS AUTO**

Glass Size : 725 mm x 415 mm x 8mm  
Gas Stove Height : 112mm  
Burner Spec : S (1), M (1), J (1)



**ROUND  
HOB TOP**

**3B**

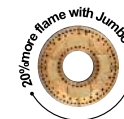


**3B ROUND MS NA  
3B ROUND MS AUTO**

Glass Size : 725 mm x 415 mm x 8mm  
Gas Stove Height : 112mm  
Burner Spec : S (1), M (1), J (1)

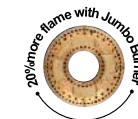
**4B**

**SQUARE  
HOB TOP**



**4B SQUARE NA  
4B SQUARE AUTO**

Glass Size : 655 mm x 510 mm x 6mm  
Gas Stove Height : 112mm  
Burner Spec : S (2), M (1), J (1)





**ROUND  
HOB TOP**

**4B**



**4B ROUND NA  
4B ROUND AUTO**

Glass Size : 655 mm x 510 mm x 6mm  
Gas Stove Height : 105mm  
Burner Spec : S (2), M (1), J (1)





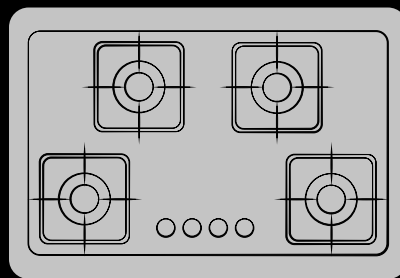


# OMEGA Series

High quality pan support with tripin forged brass burners



Class leading design



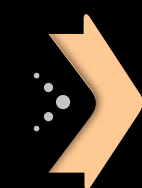
Hand picked materials




To maintain the highest quality build and efficiency Omega HOB top comes with MS pan supports that can hold small & large heavy cooking utensils. These pan supports are more durable than regular pan supports and fits easily. A forged burner with a powerful mechanism gives out a high-intensity blue flame to quickly reach the optimum forging temperature with low fuel consumption. It reduces fuel wastage & increases efficiency.

When it comes to design Omega series outperforms others with its distinct design language, comes with two variants in golden & silver colors, it looks modern and beautiful in your kitchen. It has been designed keeping in mind the convenience of the user. Industry-standard highest quality material has been used to make this product aesthetically appealing with highest quality fittings.

Choosing materials is one of the most important steps for cook top manufacturing, at Suryaflame we make sure to give you the best of it. All critical parts like brass burner, brass valve connection pipes are manufactured in-house & goes through several quality checks before installation which makes sure you get the best in your hand. These materials last long and stay beautiful for years. This helped us to be the most trusted brand since 1982.



Feature  
Proof  
Design



Ultra  
Premium  
Hobtop



Galvanized  
Corrosion  
Resistant  
MS Gas  
Connection  
Pipe



Easy to  
Clean &  
Maintain



**Surya flame**  
THE PRIDE OF EVERY KITCHEN

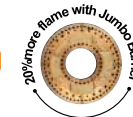


## OMEGA HOB TOP

With Micro Switch Auto Ignition

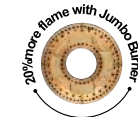
3B

GOLD



3B OMEGA GOLD SS NA  
3B OMEGA GOLD SS AUTO

Glass Size : 770 mm x 380 mm x 8 mm  
Gas Stove Height : 130 mm  
Burner Spec : S (1), M (1), J (1)



SILVER

3B



3B OMEGA SILVER SS NA  
3B OMEGA SILVER SS AUTO

Glass Size : 770 mm x 380 mm x 8 mm  
Gas Stove Height : 130 mm  
Burner Spec : S (1), M (1), J (1)

4B

GOLD



4B OMEGA GOLD SS NA  
4B OMEGA GOLD SS AUTO

Glass Size : 800 mm x 450 mm x 8 mm  
Gas Stove Height : 130 mm  
Burner Spec : S (2), M (1), J (1)



SILVER

4B



4B OMEGA SILVER SS NA  
4B OMEGA SILVER SS AUTO

Glass Size : 655 mm x 510 mm x 8 mm  
Gas Stove Height : 130 mm  
Burner Spec : S (2), M (1), J (1)



68%+  
Thermal  
Efficiency



360°  
Revolving  
Nozzle



Fitted with  
imported  
brass valve



8mm  
Toughened  
Glass



Tripin  
Forged  
Brass  
Burners





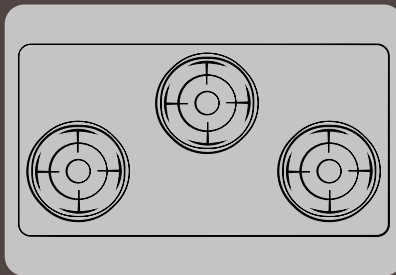
# FUTURA Series

Flame guard pan support with 5G brass burners



Flame guard pan support, 5th generation black coated brass burners, black steel "O" ring and drip trays, this is what makes Futura cooktop different from other cooktop. Flame guard pan supports helps to guard against the wind. Black Steel drip trays make sure the aesthetics is maintained keeping the functionality. 5th generation brass burners make sure the best in class performance.

Class Leading Design



The design language carries the aesthetics of modern design in every corner. The GPSP body panel and 6mm toughened glass makes it super sturdy so it can be used for very long time. The ergonomic burner position make sure you can use all the burners at the same time & it can help reduce your kitchen time.

Premium Glass Cooktop



Choosing materials is one of the most important steps for cooktop manufacturing, at Suryaflame we make sure to give you the best of it. All critical parts like brass burner, brass valve connection pipes are manufactured in-house & goes through several quality checks before installation which makes sure you get the best in your hand. These materials last long and stay beautiful for years. This helped us to be the most trusted brand since 1982

Galvanized Corrosion Resistant MS Gas Connection Pipe

Premium & Feature Proof Design

Flame Guard Pan Support

Easy to Clean & Maintain

**Surya flame**  
THE PRIDE OF EVERY KITCHEN



## FUTURA GLASS COOK TOP

3B



**3B FUTURA MS NA**

Glass Size : 770 mm x 380 mm x 6mm

Gas Stove Height : 115 mm

Burner Spec : S (1), M (1), J (1)

4B




**4B FUTURA MS NA**

Glass Size : 800 mm x 450 mm x 6mm

Gas Stove Height : 115 mm

Burner Spec : S (2), M (1), J (1)



**68%+**  
Thermal Efficiency



**360°**  
Revolving Brass Nozzle



**6mm**  
Toughened Glass



**5G**  
Generation Black Coated Brass Burners





# EMPEROR *Series*

**Surya flame®**  
THE PRIDE OF EVERY KITCHEN



## EMPEROR GLASS COOK TOP

Also available with Auto Ignition

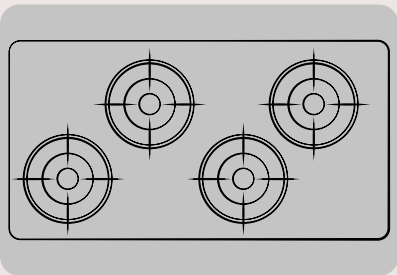
4B



Heavy metal MS  
pan support with Tripin  
brass burners



Designed for  
convenience



Glass Premiumness  
Cooktop



Heavy metal MS pan supports, removable drip tray with SS "O" ring comes with Emperor 4B cooktop. These pan support can easily handle large, mid or small-size cooking utensils with ease. Removable drip trays with "O" ring make sure the kitchen slab is spill proof and clean. Out of 4 burners, one of them is a jumbo burner which gives 20% more flame than the regular burners.

Emperor is specially designed to save your time in the kitchen. You can use these 4 burners in one go & they will put a smile on your face. Easy to use, highly efficient, and fits well in any Indian kitchen, it has become one of the most favorites and popular cook tops in India.

Choosing materials is one of the most important steps for cook-top manufacturing, at Suryaflame we make sure to give you the best of it. All critical parts like brass burner, brass valve and connection pipes are manufactured in-house & goes through several quality checks before installation which makes sure you get the best in your hand. These materials last long and stay beautiful for years. This helped us to be the most trusted brand since 1982.

**4B EMPEROR SS NA**  
**4B EMPEROR SS AUTO**

Glass Size : 860 mm x 400 mm x 6mm  
Gas Stove Height : 120 mm  
Burner Spec : S (2), M (1), J (1)

Feature  
proof  
design

Easy to  
clean &  
maintain

Galvanized  
Corrosion  
Resistant  
MS Gas  
Connection  
Pipe

Stylish  
Knobs

**68%+**  
Thermal  
Efficiency

**360°**  
Revolving  
Nozzle

**6mm**  
Toughened  
Glass

**TRIPIN**  
Brass Burners

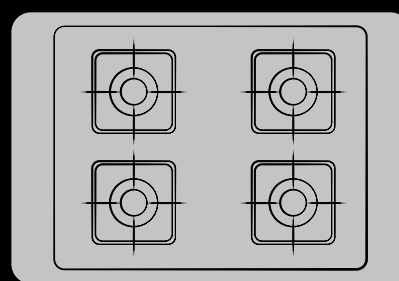
# BELLO Series



Hammer tone finish  
pan support with Tripin  
brass burners



Classic design



Hand picked materials



For tough build and optimum performance Bello is fitted with hammer tone finished pan support. These pan supports are more durable than regular pan supports that looks outstanding and practical in daily use. A brass burner with a powerful mechanism gives a high-intensity blue flame to quickly reach the optimum forging temperature with low fuel consumption. It reduces fuel wastage and increases efficiency.

Bello is a perfect example for classic design language, the easy to use LPG glass top stove character makes it the category, comes with MS & SS body panel this design can out an evergreen product in perform most of the cook tops in the category in terms of aesthetics and user experience. Top quality material fit and finish makes it a most attractive cook top in the market.

Choosing materials is one of the most important steps for cook top manufacturing, at Suryaflame we make sure to give you the best of it. All critical parts like brass burner, brass valve connection pipes are manufactured in-house & goes through several quality checks before installation which makes sure you get the best in your hand. These materials last long and stay beautiful for years. This helped us to be the most trusted brand since 1982.



Feature  
Proof  
Design



Easy to  
Clean &  
Maintain



Galvanized  
Corrosion  
Resistant  
MS Gas  
Connection  
Pipe



Stylish  
Knobs



**Surya flame**  
THE PRIDE OF EVERY KITCHEN



EXTRA WARRANTY  
**5 YEARS ON**  
BURNERS & GLASS

## BELLO GLASS COOK TOP

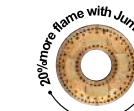
Also available with Auto Ignition

**2B**



**2B BELLO MS NA**  
**2B BELLO SS NA**

Glass Size : 700 mm x 360 mm x 6mm  
Gas Stove Height : 130 mm  
Burner Spec : S (1), M (1)



**3B**

**3B BELLO MS NA**  
**3B BELLO SS NA**

Glass Size : 770 mm x 380 mm x 6mm  
Gas Stove Height : 130 mm  
Burner Spec : S (1), M (2), J (1)



**4B**



**4B BELLO MS NA**  
**4B BELLO SS NA**

Glass Size : 635 mm x 500 mm x 6mm  
Burner Spec : S(2), M (1), J (1)



**68%+**  
Thermal  
Efficiency

**360°**  
Revolving  
Nozzle

**6mm**  
ISI  
Toughened  
Glass

**TRIPIN**  
Forged Brass  
Burners



# BLACK KNIGHT *Series*



EXTRA WARRANTY  
**5 YEARS ON**  
BURNERS & GLASS



## BLACK KNIGHT GLASS TOP

Also available with Auto Ignition

**2B**



### 2B BLACK KNIGHT MS NA

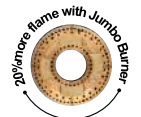
Glass Size : 700 mm x 360 mm x 6mm  
Burner Spec : S (1), M (1)

**3B**



### 3B BLACK KNIGHT MS NA

Glass Size : 770 mm x 380 mm x 6mm  
Burner Spec : S (1), M (1), J (1)



**4B**



### 4B BLACK KNIGHT MS NA

Glass Size : 635 mm x 500 mm x 6mm  
Burner Spec : S (2), M (1), J (1)

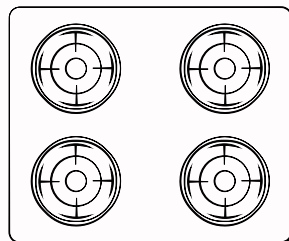


Flame Guard  
pan support with forged  
brass burners



Flame guard pan support, high quality forged brass burners, black steel "O"ring and drip trays to match with the body color this is what makes Black Knight cooktop different from others. Flame guard pan supports helps to guard against the wind. Black steel drip trays make sure the aesthetics is maintained keeping the functionality. Forged brass burners make sure the best in class performance.

Class Leading Design



Black Knight is a benchmark in the industry interms of deigns. The design language carries the aesthetics of modern design in every corner. The MS body panel and 6 mm toughened glass makes its super sturdy so it can be used for very long time. The ergonomic burner position make sure you can use all the burners at the same time & it can help reduce your kitchen time.

Hand Picked Materials



Choosing materials is one of the most important steps for cook top manufacturing, at Suryaflame we make sure to give you the best of it. All critical parts like brass burner, brass valve connection pipes are manufactured in-house & goes through several quality checks before installation which makes sure you get the best in your hand. These materials last long and stay beautiful for years. This helped us to be the most trusted brand since 1982.



Feature  
proof  
design



Easy to  
clean &  
maintain



Galvanized  
Corrosion  
Resistant  
MS Gas  
Connection  
Pipe



Metal  
Knobs



**68%+**  
Thermal  
Efficiency



**360°**  
Revolving  
Nozzle



**6mm**  
Toughened  
Glass



**TRIPIN**  
Forged Brass  
Burners





**NEXA**  
*Series*

**Surya flame**  
THE PRIDE OF EVERY KITCHEN



## NEXA GLASS TOP

Also available with Auto Ignition & in MS body

**2B**



**2B NEXA SS NA**

Glass Size : 700 mm x 415 mm x 140mm  
Gas Stove Height: 135  
Burner Spec : S (1), M (1)

**3B**



**3B NEXA SS NA**

Glass Size : 770 mm x 380 mm x 135mm  
Gas Stove Height: 135  
Burner Spec : S (1), M (1), J (1)

**4B**



**4B NEXA SS NA**

Glass Size : 635 mm x 500 mm x 135mm  
Gas Stove Height: 135  
Burner Spec : S (1), M (1), J (1)

**68%+**  
Thermal Efficiency

**360°**  
Revolving Nozzle

**6mm**  
Toughened Glass

**TRIPIN**  
Forged Brass Burners

High Quality MS pan support with Tripin Brass Burner



Heavy metal MS pan supports, removable stainless steel drip trays comes with Nexa cooktop. These pan support can easily handle large, mid or small-size cooking utensils with ease. Removable drip trays make sure the kitchen slab is spill proof and clean. Out of burners, one of them is a jumbo burner which gives 20% more flame than the regular burners.

Class Leading Design



Nexa is unique designed to save your time in the kitchen. You can use these burners in one go & they will put a smile on your face. Easy to use, highly efficient, and fits well in any Indian kitchen, it has become one of the most favorites and popular cook tops in India.

Hand Picked Materials



Choosing materials is one of the most important steps for cook-top manufacturing, at Suryaflame we make sure to give you the best of it. All critical parts like brass burner, brass valve and connection pipes are manufactured in-house & goes through several quality checks before installation which makes sure you get the best in your hand. These materials last long and stay beautiful for years. This helped us to be the most trusted brand since 1982.

Galvanized Corrosion Resistant MS Gas Connection Pipe

Heavy Duty Brass Burners

Sturdy & Long Lasting Mild Steel Pan Support

Stainless Steel Drip Trays

Extra Durable Nylon Knobs



# EXCEL Series



High Quality Ms  
Pan Support with Tripin  
Brass Burners



High Quality MS pan support, high quality tripin brass burners. Stainless Steel double drip trays make sure the aesthetics is maintained keeping the functionality. Tripin brass burners make sure the best in class performance.

Class Leading Design



The design language carries the aesthetics of modern design in every corner. The MS/SS body panel and 6 mm toughened glass makes its super sturdy so it can be used for very long time. The ergonomic burner position make sure you can use all the burners at the same time & it can help reduce your kitchen time.

Hand Picked Materials



Choosing materials is one of the most important steps for cook top manufacturing, at Suryaflame we make sure to give you the best of it. All critical parts like brass burner, brass valve connections pipes are manufactured in-house & goes through several quality checks before installation which makes sure you get the best in your hand. These materials last long and stay beautiful for years. This helped us to be the most trusted brand since 1982.

**Suryaflame®**  
THE PRIDE OF EVERY KITCHEN



## EXCEL & EXCEL DUAL GT COOK TOP

Also available with Auto Ignition and in MS Body

**2B**



2B EXCEL MS NA  
2B EXCEL MS AUTO  
2B EXCEL SS NA  
2B EXCEL SS AUTO

Glass Size : 700 mm x 360 mm x 6mm  
Gas Stove Height: 127 mm  
Burner Spec: S (1), M (1)



**3B**

3B EXCEL MS NA  
3B EXCEL MS AUTO  
3B EXCEL SS NA  
3B EXCEL SS AUTO

Glass Size : 770 mm x 380 mm x 6mm  
Gas Stove Height: 127 mm  
Burner Spec : S (1), M (1), J (1)

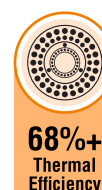


**4B**

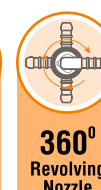


4B EXCEL MS NA  
4B EXCEL MS AUTO  
4B EXCEL SS NA  
4B EXCEL SS AUTO

Glass Size : 635 mm x 500 mm x 6mm  
Gas Stove Height: 127 mm  
Burner Spec : S (2), M (1), J (1)



68%+  
Thermal  
Efficiency



360°  
Revolving  
Nozzle



6mm  
Toughened  
Glass



TRIPIN  
Brass  
Burners



Double  
Dip  
Tray



Easy to  
Clean &  
Maintain



Galvanized  
Corrosion  
Resistant  
MS Gas  
Connection  
Pipe



Stylish  
Knobs





# ATLAS Series

**Surya flame®**  
THE PRIDE OF EVERY KITCHEN



## ATLAS GT COOK TOP

Also available with Auto Ignition in MS body

PNG Models

**1B**



**1B ATLAS SS NA**  
**1B ATLAS MS NA**

Glass Size : 300 mm x 300 mm x 6mm  
Gas Stove Height: 125 mm  
Burner Spec : M (1)

**2B**



**2B ATLAS SS NA**  
**2B ATLAS MS NA**

Glass Size : 700 mm x 360 mm x 6mm  
Gas Stove Height: 126 mm  
Burner Spec : S (1), M (1)

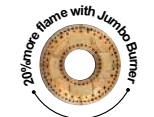
**3B**



**3B ATLAS SS NA**  
**3B ATLAS MS NA**

Glass Size : 700 mm x 380 mm x 6mm  
Gas Stove Height: 127 mm  
Burner Spec : S (1), M (2)

**4B**



**4B ATLAS SS NA**  
**4B ATLAS MS NA**

Glass Size : 635 mm x 500 mm x 6mm  
Gas Stove Height: 127 mm  
Burner Spec : S (2), M (2), J (1)

High Quality Ms  
Pan Support with Tripin  
Brass Burners



High Quality MS pan support, high quality tripin brass burners. Stainless Steel double drip trays make sure the aesthetics is maintained keeping the functionality. Tripin brass burners make sure the best in class performance.

Class Leading Design



The design language carries the aesthetics of modern design in every corner. The MS/SS body panel and 6 mm toughened glass makes its super sturdy so it can be used for very long time. The ergonomic burner position make sure you can use all the burners at the same time & it can help reduce your kitchen time.

Hand Picked Materials



Choosing materials is one of the most important steps for cook top manufacturing, at Suryaflame we make sure to give you the best of it. All critical parts like brass burner, brass valve connection pipes are manufactured in-house & goes through several quality checks before installation which makes sure you get the best in your hand. These materials last long and stay beautiful for years. This helped us to be the most trusted brand since 1982.

Galvanized  
Corrosion  
Resistant  
MS Gas  
Connection

Easy to  
Clean &  
Maintain

Tripin  
Brass  
Burner

Stylish  
Knobs

**68%+**  
Thermal  
Efficiency

**360°**  
Revolving  
Nozzle

**6mm**  
Toughened  
Glass





## CURVE Series

High Quality Ms  
Pan Support with Tripin  
Brass Burners



High Quality MS pan support, high quality tripin brass burners. Stainless Steel double drip trays make sure the aesthetics is maintained keeping the functionality. Tripin brass burners make sure the best in class performance.

Class Leading Design



The design language carries the aesthetics of modern design in every corner. The MS/SS body panel and 6 mm toughened glass makes its super sturdy so it can be used for very long time. The ergonomic burner position make sure you can use all the burners at the same time & it can help reduce your kitchen time.

Hand Picked Materials



Choosing materials is one of the most important steps for cook top manufacturing, at Suryaflame we make sure to give you the best of it. All critical parts like brass burner, brass valve connection pipes are manufactured in-house & goes through several quality checks before installation which makes sure you get the best in your hand. These materials last long and stay beautiful for years. This helped us to be the most trusted brand since 1982.



**Surya flame®**  
THE PRIDE OF EVERY KITCHEN



### CURVE GT COOK TOP

Also available with Auto Ignition and MS body

**2B**



**2B CURVE SS NA**

Glass Size : 700 mm x 415 mm x 140mm  
Burner Spec : S (1), M (1)



**3B**

**3B CURVE SS NA**

Glass Size : 770 mm x 410 mm x 140mm  
Burner Spec : S (1), M (1), J(1)

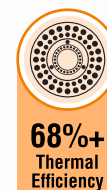


**4B**



**3B CURVE SS NA**

Glass Size : 500 mm x 410 mm x 140mm  
Burner Spec : S 2), M (1), J(1)





# REGAL Series



## REGAL GT COOK TOP

Also available with Auto Ignition and SS body

2B



2B REGAL SS NA

2B REGAL MS NA

Glass Size : 575 mm x 275 mm x 6mm  
Gas Stove Height: 123 mm  
Burner Spec : S (1), M (1)

3B



3B REGAL SS NA

3B REGAL MS NA

Glass Size : 725 mm x 275 mm x 6mm  
Gas Stove Height: 118 mm  
Burner Spec : S (1), M (2)

3B



3B REGAL PLUS SS NA

3B REGAL PLUS MS NA

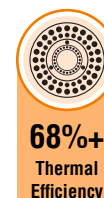
3B REGAL PLUS JUMBO SS NA

3B REGAL PLUS JUMBO MS NA

Glass Size : 725 mm x 275 mm x 6mm  
Gas Stove Height: 123 mm  
Burner Spec : S (1), M (1), J (1)



360° Revolving Nozzle



High Quality MS  
pan support and Tripin  
brass burners



High Quality MS pan support, high quality Tripin brass burners, Stainless Steel drip trays make sure the aesthetics is maintained keeping the functionality.

Class Leading Design



The design language carries the aesthetics of modern design in every corner. The MS/SS body panel and 6 mm toughened glass makes its super sturdy so it can be used for very long time. The ergonomic burner position make sure you can use all the burners at the same time & it can help reduce your kitchen time.

Hand Picked Materials



Choosing materials is one of the most important steps for cook top manufacturing, at Suryaflame we make sure to give you the best of it. All critical parts like brass burner, brass valve connection pipes are manufactured in-house & goes through several quality checks before installation which makes sure you get the best in your hand. These materials last long and stay beautiful for years. This helped us to be the most trusted brand since 1982.



Compact  
Design



Easy to  
Clean &  
Maintain



Galvanized  
Corrosion  
Resistant  
MS Gas  
Connection  
Pipe



Stylish  
Knobs



Beautiful  
Aesthetics  
Toughened  
Glass



# FORCE Series



High Quality MS  
pan support and Tripin  
brass burners



High Quality MS pan support, high quality Tripin brass burners, Stainless Steel drip trays make sure the aesthetics is maintained keeping the functionality. High Quality electro welded stainless steel body.

Class Leading Design



The design language carries the aesthetics of modern design in every corner. The high quality SS body makes its super sturdy so it can be used for very long time. The ergonomic burner position make sure you can use all the burners at the same time & it can help reduce your kitchen time. Easy to handle.

Hand Picked Materials



Choosing materials is one of the most important steps for cook top manufacturing, at Suryaflame we make sure to give you the best of it. All critical parts like brass burner, brass valve connection pipes are manufactured in-house & goes through several quality checks before installation which makes sure you get the best in your hand. These materials last long and stay beautiful for years. This helped us to be the most trusted brand since 1982.

**Suryaflame®**  
THE PRIDE OF EVERY KITCHEN



## FORCE SS COOK TOP

Also available with Auto Ignition

- || Electro welded heavy body || Heavy duty brass burner
- || Sturdy & long lasting mild steel pan support
- || Removable drip trays || Extra durable nylon knobs

**3B**



Removeable Silicon  
Pad for placing  
Spoons / Laddles



**3B FORCE NA**

Stove Size : 730 mm x 395 mm x 145mm  
Burner Spec : S (1), M (1), J (1)

**4B**



**4B FORCE NA**

Stove Size : 970 mm x 380 mm x 135mm  
Burner Spec : S (2), M (1), J (1)



**360°**  
Revolving  
Brass Nozzle



**TRIPIN**  
Brass  
Burners



**MILD**  
Steel  
Pan Support




Made from  
SS Coil





## HEXA Series

High Quality HR coated Hexagon pan support with 5th Generation brass burners



High Quality HR coated Hexagon pan support with 5th Generation brass burners removable body color drip trays and "O" ring. These hexagon pan supports are more durable than regular pan supports and looks attractive. 5th generation black coated brass burners with powerful mechanism gives out high intensity and blue flame to quickly reach the optimum temperature with low fuel consumption.

Class Leading Design Heavy 2mm Glossy Finished Stainless Steel Body



The design language carries the aesthetics of modern design in every corner. The 2 mm CNC bended stainless steel body panel makes its super sturdy so it can be used for life time. The ergonomic burner position make sure you can use all the burners at the same time & it can help reduce your kitchen time.

Re-Inventing the Ultra Slim SS Gas Stove



Choosing materials is one of the most important steps for cook top manufacturing, at Suryaflame we make sure to give you the best of it. All critical parts like brass burner, brass valve connection pipes are manufactured in-house & goes through several quality checks before installation which makes sure you get the best in your hand. These materials last long and stay beautiful for years. This helped us to be the most trusted brand since 1982.

5th Generation Brass Burners

Body Colored Polished AI Mixing Tube

MS HR Coated Pan Support

Galvanized Corrosion Resistant MS Gas Connection Pipe

**Surya flame**  
THE PRIDE OF EVERY KITCHEN



### HEXA SS COOK TOP

3B



**3B HEXA BB NA**

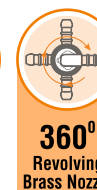
Stove Size : 775 mm x 375 mm x 105mm  
Burner Spec : S (1), M (1), J (1)

4B



**4B HEXA BB NA**

Stove Size : 695 mm x 495 mm x 105mm  
Burner Spec : S (2), M (1), J (1)





# SUMO Series



High Quality MS pan support and Tripin brass burners



High Quality MS pan support, high quality Tripin brass burners, Stainless Steel drip trays make sure the aesthetics is maintained keeping the functionality. High Quality electro welded stainless steel body.

Built Like Sumo Heavy Sleek Welded SS Body



The design language carries the aesthetics of modern design in every corner. The high quality SS body makes its super sturdy so it can be used for very long time. The ergonomic burner position make sure you can use all the burners at the same time & it can help reduce your kitchen time.

Hand Picked Materials



Choosing materials is one of the most important steps for cook top manufacturing, at Suryaflame we make sure to give you the best of it. All critical parts like brass burner, brass valve connection pipes are manufactured in-house & goes through several quality checks before installation which makes sure you get the best in your hand. These materials last long and stay beautiful for years. This helped us to be the most trusted brand since 1982.



Removable Drip Tray



Galvanized Corrosion Resistant MS Gas Connection Pipe



Sturdy & Long Lasting Mild



Stylish Knobs

**Surya flame**  
THE PRIDE OF EVERY KITCHEN



## SUMO SS COOK TOP

Also available with Auto Ignition

2B



**2B SUMO XL SS NA**


Stove Size : 670 mm x 345 mm x 145mm  
Burner Spec : S (1), J (1)

3B



**3B SUMO SS NA**


Stove Size : 715 mm x 350 mm x 145mm  
Burner Spec : S (1), M (1), J (1)



Best Quality ABS Knobs




Jumbo Burners for Fast Cooking



Mild Steel Pan Support



Made from SS Coil



68%+ Thermal Efficiency



## OLYMPUS SS COOK TOP

Also available with Auto Ignition

- II Electro welded heavy body II Heavy duty brass burner
- II Sturdy & long lasting mild steel pan support
- II Made from stainless steel coil for uniform thickness
- II Extra durable metal knobs

**3B**



**3B OLYMPUS NA**

Stove Size : 770 mm x 380 mm x 135mm  
Burner Spec : S (1), M (1), J (1)



**4B**

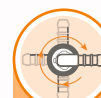


**4B OLYMPUS NA**

Stove Size : 950 mm x 380 mm x 135mm  
Burner Spec : S (2), M (1), J (1)



**68%+**  
Thermal  
Efficiency



**360°**  
Revolving  
Nozzle



Heavy  
Electro  
Welded SS  
Body



High  
Quality  
Knobs

## TRINITY SS COOK TOP

Also available with Auto Ignition

- II Electro welded heavy body II Heavy duty brass burner
- II Sturdy & long lasting mild steel pan support
- II Made from stainless steel coil for uniform thickness
- II Extra durable metal knobs

**3B**



**3B TRINITY NA**

Stove Size : 705 mm x 355 mm x 140mm  
Burner Spec : S (1), M (1), J (1)



**3B**



**3B AMALFI BB**

Stove Size : 710 mm x 385 mm x 140mm  
Burner Spec : S (1), M (1), J (1)



Heavy  
Electro  
Welded SS  
Body



Best Quality  
Metal Knobs



Jumbo  
Burners for  
Fast Cooking



Mild Steel  
Pan Support



Made from  
SS Coil



## NAPLES SS COOK TOP

Also available with Auto Ignition

- || Deep draw stainless steel body || Heavy duty brass burner
- || Sturdy & long lasting mild steel pan support
- || Stainless Steel drip trays || Extra durable ABS knobs

**2B**



**2B NAPLES BB**

Stove Size : 660, 335mm, 105mm  
Burner Spec : S (1), M (1)



**3B**

**3B NAPLES BB**

Stove Size : 760, 375 mm, 105 mm  
Burner Spec : S (1), M (1), J (1)



**4B**



**4B NAPLES BB**

Stove Size : 650 mm, 490 mm, 105mm  
Burner Spec : S (2), M (1), J (1)



Best Quality  
ABS Knobs



**360°**  
Revolving  
Baess Nozzle



Jumbo  
Burners for  
Fast Cooking



Mild Steel  
Pan Support



Made from  
SS Coil

35

## OPTRA SS COOK TOP

Also available with Auto Ignition

- || Deep draw stainless steel body || Heavy duty brass burner
- || Sturdy & long lasting mild steel pan support
- || Stainless Steel drip trays || Extra durable ABS knobs

**2B**



**2B OPTRA BB NA**

Stove Size : 665 mm , 340 mm, 50 mm  
Burner Spec : S (1), M (1)



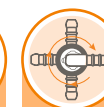
**3B**

**3B OPTRA BB**

Stove Size : 715 mm , 355 mm, 105mm  
Burner Spec : S (1), M (1), J (1)



Best Quality  
ABS Knobs



**360°**  
Revolving  
Baess Nozzle



Jumbo  
Burners for  
Fast Cooking



Mild Steel  
Pan  
Support



Made from  
SS Coil

36



## PANTHER SS COOK TOP

Also available with Auto Ignition

- II Stainless steel body
- II Heavy duty brass burner
- II Sturdy & long lasting mild steel pan support
- II Made from stainless steel coil for uniform thickness
- II Extra durable ABS knobs

**1B**



**1B PANTHER BB MS NA**  
**1B PANTHER BB SSPS**

Stove Size : 260 mm, 265 mm, 125mm  
Burner Spec : S (1)

**2B**



**2B PANTHER BB NA**  
**2B PANTHER DT BB NA**  
**2B PANTHER BB SSPS NA**

Stove Size : 320 mm, 295 mm, 65mm  
Burner Spec : S (1), M (1)

**2B**



**2B AMAZE CI**  
**2B AMAZE BB**  
**2B AMAZE DT BB NA**

Stove Size : 577 mm, 265 mm, 130mm  
Burner Spec : S (1), M (1)

**2B**



**2B CROWN BB NA**  
**2B CROWN BB AUTO**

Glass Size : 520 mm x 295 mm x 160 mm  
Burner Spec : S (1), M (1)

## CAPRI SS COOK TOP

Also available with Auto Ignition

- II Stainless steel body
- II Heavy duty brass burner
- II Sturdy & long lasting mild steel pan support
- II Made from stainless steel coil for uniform thickness
- II Extra durable ABS knobs

**1B**



**1B CAPRI BB NA**  
**1B CAPRI BB SSPS NA**

Stove Size : 300 mm x 315 mm x 170mm  
Burner Spec : M (1)

**2B**



**2B CAPRI BB NA**  
**2B CAPRI BB AUTO**  
**2B CAPRI BB SSPS NA**  
**2B CAPRI BB SSPS AUTO**

Stove Size : 450 mm, 355 mm, 170mm  
Burner Spec : S (1), M (1)

**3B**



**3B CAPRI BB NA**  
**3B CAPRI BB AUTO**  
**3B CAPRI BB SSPS NA**  
**3B CAPRI BB SSPS AUTO**

Stove Size : 560 mm, 310 mm, 170mm  
Burner Spec : S (1), M (2)

**4B**



**4B CAPRI BB NA**  
**4B CAPRI BB AUTO**  
**4B CAPRI BB SSPS NA**  
**4B CAPRI BB SSPS AUTO**

Stove Size : 1000 mm, 350 mm, 100mm  
Burner Spec : S (2), M (2)



Best Quality  
ABS Knobs

High Quality  
Tripin Brass  
Burners

Mild Steel  
Pan Support

Made from  
SS Coil



Best Quality  
ABS Knobs

High Quality  
Tripin Brass  
Burners

Mild Steel  
Pan Support  
available SS  
Pan support

Made from  
SS Coil



## STAINLESS STEEL COOK TOP

Also available with Auto Ignition

- || Stainless steel body || Heavy duty brass burner
- || Sturdy & long lasting stainless steel pan support
- || Stainless Steel drip trays || Extra durable ABS knobs

**2B**



**2B MAJESTIC BB NA**

Stove Size : 660 mm, 315 mm, 180mm  
Burner Spec : S (1), M (1)

**2B**



**2B EFFICIENT NA**

Stove Size : 670 mm, 350 mm, 100mm  
Burner Spec : S (1), M (1)

**2B**



**2B CAPRI Vs2 BB NA**

Glass Size : 660 mm x 315 mm x 180 mm  
Burner Spec : S (1), M (1), J (1)



High Quality  
ABS Knobs



High Quality  
Brass Burners



SS  
Pan Support




Made from  
SS Coil

## CYLINDER MOUNTED SF LPG STOVE

- || MS powder coated body || Heavy duty brass burner
- || Sturdy & long lasting pan support || Extra durable ABS knobs

**1B**



High Quality  
ABS Knobs



High Quality  
Brass Burners



MS  
Pan Support



Side  
Mounted  
Nozzle





Easy  
Installation



Powerful  
Suction



Low Noise  
Level




GPSP Oil  
Collector



DISCOVER  
THE MOST ADVANCED  
KITCHEN CHIMNEYS

# KITCHEN CHIMNEY *Series*

Strong Build with  
Powerful Motor



for a strong build and longer lifespan we use appropriate material for outer body shell. Along with strong build it also looks beautiful and blends nicely with any kitchen interior. The robust motor with high suction capacity is the most important component for the chimney and we make sure its top of the line, so that your cooking experience get better for years.

Advanced Gesture  
Control



In today's life convenience is the most important and we understand that. Keeping that in mind we have introduced the hand gesture feature on our kitchen chimney. Its easy to use and understands your hand movement without failure so that you can enjoy a better cooking experience. Just move your hand from left to right and it starts reacting.

Design & Material



Modern design and high quality material helps our kitchen chimneys to stand out of the crowd. Our design team have done an excellent job with the design and choosing the material. Every small parts have gone through several tests before assembling that make sure you get the best out of it.



Built in  
baffle  
Stainless  
Steel filters



Easy  
operation



Thermal  
cleaning



60cm  
tempered  
glass



2x1.5w  
led lamp



## COOKER HOOD HYDRA



### HYDRA LX 90 CM

### HYDRA LX 60 CM

- || Heat operated auto clean function
- || Air flow max m/h 1300
- || Unique gesture control operation
- || Next Gen filter less technology
- || 3 speed settings
- || LED lights
- || Energy saving LED lights 2x1.5w
- || Hydraulic servo controlled
- || 750x350x770 mm
- || Plastic Blower



Easy  
Installation



Powerful  
Suction



Low Noise  
Level



GPSP  
OIL  
Collector

## COOKER ELEGANT



### ELEGANT 90 LX CM

### ELEGANT 60 LX CM

- || Heat operated auto clean function || 3 speed motion sensor with touch control
- || Powder coated finish hood and body || GPSP powder coated oil collector
- || Energy saving LED lights 2x1.5w || Plastic blower
- || Actual airflow at outlet - 1200 m3/hr || 150mm plastic outlet || ISI moulded power plug
- || Size : 900x495x550 mm || Black covered tempered glass
- || Front panel with black glass || Curve Glass design



Easy  
Installation



Powerful  
Suction



Low Noise  
Level



GPSP  
OIL  
Collector



## COOKER HOOD TOPAZ



EXPERT  
*Chimney*



TOPAZ MFL LX 90 CM

TOPAZ MFL LX 60 CM

- || Heat operated auto clean function || 3 speed motion sensor with touch control
- || MS powder coated finish hood and body || Matt black GPSP powder coated oil collector
- || Energy saving LED lights 2x1.5w || Plastic blower || Actual airflow at outlet - 1200 m3/hr
- || 150mm plastic outlet || ISI moulded power plug || Size : 900x455x510 mm
- || Front panel with black glass || Straight design



SWEEPS FOR A SAFER HOME



## COOKER HOOD ARCADE



### ARCADE 90 LX CM

### ARCADE 60 LX CM

- || Heat operated auto clean function || 3 speed motion sensor with touch control
- || Powder coated finish hood and body || Matt black powder coated oil collector
- || Energy saving LED lights 2x1.5w || Plastic blower || Actual airflow at outlet - 1200 m3/hr
- || 150mm plastic outlet || ISI moulded power plug || Size : 900x495x550 mm
- || Black covered tempered glass || Front panel with black glass || Curve Glass design



Easy  
Installation



Powerful  
Suction



Low Noise  
Level



GPSP  
OIL  
Collector

## COOKER HOOD MAPLE



### MAPLE SS 60 CM

### MAPLE BLACK 60 CM

- || Size: 60 cm || 430 grade SS panel & hood
- || 60 cm tempered glass || Suction power 1100 M3/hr
- || 220-230V, 50 Hz || Baffle Filter || 3 Pin plug with ISI Mark



Easy  
Installation



Powerful  
Suction



Low Noise  
Level



GPSP  
OIL  
Collector





# KITCHEN *Appliances*

Best in Class  
Copper & Hybrid Motor



Power it up and this will surprise you with it's ability. To take complete control on the quality we manufacture the motor inhouse. Starting from the material selection, part selection & binding, every step is taken care by our expert team for optimum performance. More on we provide warranty and doorstep service for complete peace of mind.

High Quality Build

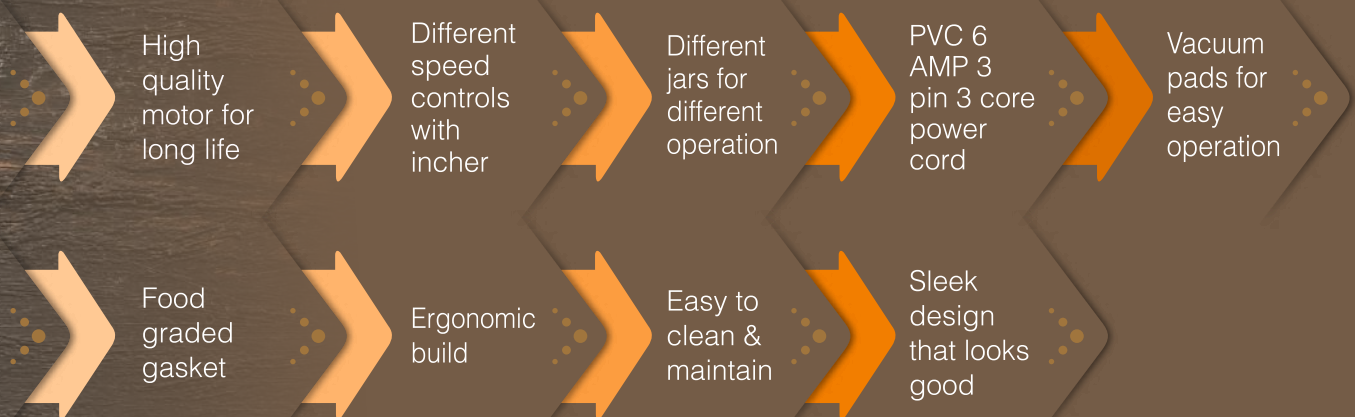


High quality ABS is our first preference when it comes to body material selection. This material gives a robust build quality & good quality finishing. Material is tried and tested and for years and we have got very possitive feedbacks from our existing consumers.

Top Quality SS Jars



The uniquely designed stainless steel jars and blade combination gives proper flow to the ingredients for better grinding.





## MIXER GRINDER & JUICER

**RHINO 3 JAR**  
1000W C



- || 1000w powerful copper motor
- || Double ball bearing
- || Aluminium die Cast socket
- || 21000 RPM
- || Clip type PC lid
- || Insulation class "F"
- || 18g food grade SS jar
- || Food grade SS blade and gasket
- || Nylon glass-field socket
- || Power cord - 3 pin 3 core PVC with 16 amps with ISI marking Special Features
- || Polly Carbonate Lid

**DYNAMITE 2 JAR**  
900W C

- 900w powerful 100% copper motor ||
- 20000 RPM ||
- 2 jar set (PC & SS jar) ||
- Multipurpose Jar usage ||
- 3600 rotatable knob ||
- SS 304 juice jar filter ||
- Nylon glass-field socket ||
- Power cord - 3 pin 3 core PVC ||
- with 16 amps with ISI marking ||
- Polly Carbonate Lid ||



## MIXER GRINDER

**FLASH 3 JAR**  
750 C



- || 750w 100% copper motor
- || 19000 RPM
- || 4 jars set (PC & SS jar)
- || Power cord - 3 pin 3 core PVC with 6 amps with ISI marking
- || Stainless Steel Jar
- || Polly Carbonate Lid

Available in 4 Jars model also.

**KITCHEN CHEF**  
550 H

- 550w powerful hybrid motor ||
- 18000 RPM ||
- 3 SS jars set ||
- Power cord - 3 pin 3 core PVC with 6 amps ||
- with ISI marking ||
- Stainless Steel Jar ||
- Polly Carbonate Lid ||





## MIXER GRINDER

**STORM 3 JAR  
550 H**



- || 550w powerful hybrid motor
- || 18000 RPM
- || 3 SS jars set
- || Power cord - 3 pin 3 core PVC with 6 amps with ISI marking
- || Polypropylene Lid

Available in 2 Jars model also

**CRUSH 3 JAR  
500 H**

- 500w powerful hybrid motor ||
- 18000 RPM ||
- 3 SS jars set ||
- Power cord - 3 pin 3 core PVC ||
- with 6 amps with ISI marking
- Polypropylene Lid ||

Available in 2 Jars model also



## MIXER GRINDER

**PRINCE 3 JAR  
500 H**



- || 500w powerful hybrid motor
- || 18000 RPM
- || 3 SS jars set
- || Power cord - 3 pin 3 core pvc with 6 amps with ISI marking
- || Stainless Steel Jar

Available in 2 Jars model also

**LEGEND PLUS  
4 JAR 750 C**

- || 750w powerful hybrid motor
- || 18000 RPM
- || 4 SS jars set
- || Power cord - 3 pin 3 core PVC with 6 amps with ISI marking

Available in 3 Jars model also.







**IRON**  
*Series*



**IRON**

DRY ELECTRIC  
IRON-ASPIRE-1000W



DRY ELECTRIC  
IRON-BLUE STAR-1000W



DRY ELECTRIC  
IRON-DESIRE-1000W



DRY ELECTRIC  
IRON-INSTA-750W





# COOKWARE *Series*



## MAXIMUM SAFETY

The ISI certified food grade rubber gasket is used to ensure maximum safety and looking life of gasket.

## HIGH CONVENIENCE BAKELITE HANDLES

Ideal, heat resistant handles with highly comfortable grip.

## GREAT LOOKS

Premium quality SS/Aluminium Pressure Cookers With exceptional finish provide Great looks to your SURYAFLAME Cooker.

## PREMIUM MIRROR FINISH

A perfect mirror finish gives you an inside smoothness where no food particles get stuck.

## LEAD FREE SAFETY VALVE

Safety valve used is ISI Certified to ensure maximum safety & is lead free to prevent any food contamination providing ultra hygiene.



PREMIUM  
QUALITY



AFFORDABLE  
PRICE



USER  
FRIENDLY

57

**Surya flame**  
THE PRIDE OF EVERY KITCHEN



## PRESSURE COOKER

Available in 3 & 5 ltr.



## MAGMA



## INNER LID STAINLESS STEEL PRESSURE COOKER

- || Backlit Handle
- || High quality food grade steel body and lid
- || food grade gasket
- || SS Weight valve with Apple cap

## QUEEN



## INNER LID ALUMINIUM PRESSURE COOKER

- || Backlit Handle
- || High quality aluminium body & SS lid
- || food grade gasket
- || SS weight valve

58





## KITCHEN ESSENTIALS



**SPARK LIGHTER ELEGANT**  
(Pack of 4)



- || Lighter
- || Knife
- || Peeler
- || Grater

**SPARK LIGHTER ULTRA**  
(Pack of 2)



- || Lighter
- || Knife

**CYLINDER TROLLEY PLASTIC**



- || Heavy duty wheels
- || Wheel lock system
- || Protects floor from rust & scratch
- || Good quality plastic built for long life
- || Good fit for any oil company cylinder

- Made from food grade Stainless Steel ||
- Built in auto-cut off ||
- 360 degree swivel base ||
- Single touch lid lock ||
- Power indicator with ISI marked power cord ||



**E.K LAVA 1.8L**

## HOSE PIPE

RUBBER HOSE PIPE (1.5m 100 PCS.)

RUBBER HOSE PIPE (1.5m 25 PCS.)



HOSE PIPE BLISTER  
PACK 1.5 MTR. (25 PCS.)



GREEN RUBBER HOSE 1.5 MTR.  
GREEN RUBBER HOSE 1.5 MTR. (30 PCS.)

